



Satin Brass (Finish ID:13)

## THE DAMA

	Item Code	Size (mm & Inches)	Material	Size (Inches)				Fig.
				A	B	C	D	
1	WD.1005.7".XX	177.8mm (7")	Brass	12.5	1.2	7	2.5	1
2	WD.1005.7".XX	177.8mm (7")	Bronze	12.5	1.2	7	2.5	1

"XX" in item code denotes Finish ID.

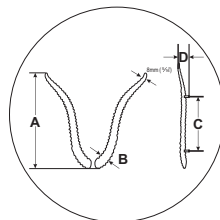


FIG. 1

This product is Supplied with Mounting Kit including with the Order.

## How to Order

**WD.1005.7".13**



## The Dama Finish Options

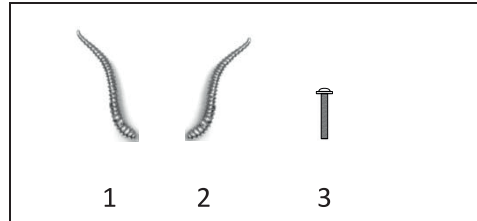
Base Material : Brass	Standard Finishes (2-3 Weeks Delivery)
 <p>Aged Brass (Finish ID:4)</p>  <p>Unlacquered Polished Brass (Finish ID:7U)</p>  <p>Polished Nickel (Finish ID:8)</p>  <p>Satin Brass (Finish ID:13)</p>	
Base Material : Brass	Custom Finishes (3-4 Weeks Delivery)*
 <p>Matte Black (Finish ID:19)</p>	
Base Material : Bronze	Custom Finishes (3-4 Weeks Delivery)*
 <p>Silicon Bronze Light (Finish ID:53)</p>  <p>Silicon Bronze Dark (Finish ID:53D)</p>  <p>White Bronze (Finish ID:54)</p>	

\* Custom finishes cannot be returned or refunded. We are unable to accept cancellations for custom finish order unless within 48 hours of the order being placed.

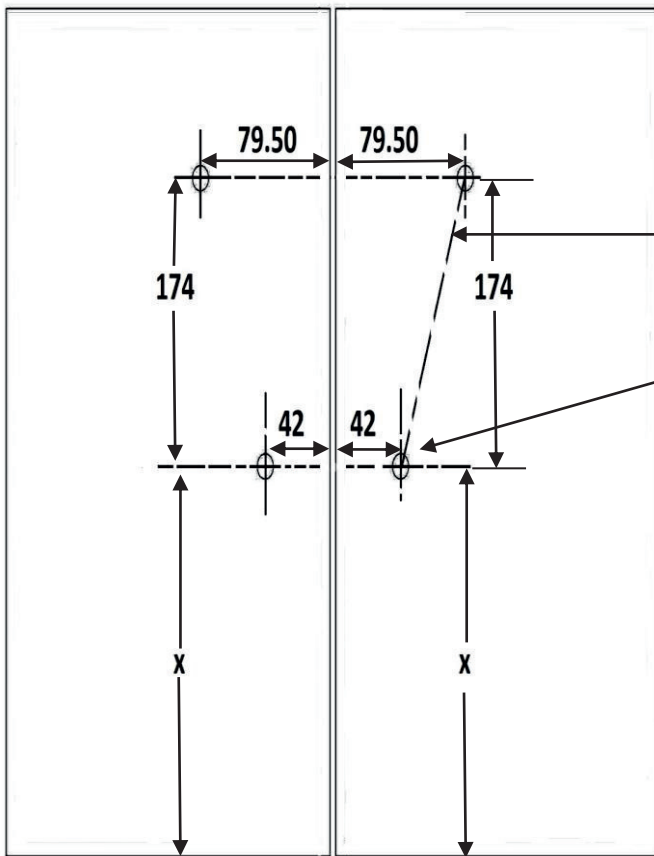
\*\* We have uniform pricing for all non-hammered finishes listed above as long as base material and size is same.

\*\*\* Contact us for customized finishes, refer pages F1, F2, F3 & F4 for finish glossary.

## THE DAMA ILLUSTRATED



Step wise packing list			
S.No.	PART NO.	QTY.	STEPS
1	Dama LH Handle	1X	1
2	Dama RH Handle	1X	
3	Screw m6	4X	
4	Assembly	-	2



All dimensions are in mm

1. Take a reference point from door bottom edge

#IMP

3. Make sure it should be (7") 178

2. Mark on four given point, drill 6.5mm dia

4. By the help of screw fit it

