

Polished Nickel (Finish ID : 8)

ALHAMBRA RECESSED PULL HANDLE

“The architecture of the Alhambra palace is drawn from a mix of cultures and decorative elements, Moorish poets described it as a pearl set in emeralds. Our Alhambra suite is inspired by the columns in the palace, characterised by their elegance rather than grandeur.”

	Item Code	Size (mm & Inches)	Material	Size (Inches)				Fig.
				A	B	C	D	
1	RP.834.4.5".XX	114.3mm (4.5")	Brass	5	2.01	4.5	0.83	1
2	RP.834.6".XX	152.4mm (6")	Brass	6.57	2.01	6	0.83	1
3	RP.834.8".XX	203.2mm (8")	Brass	8.57	2.01	8	0.83	1

"XX" in item code denotes Finish ID.

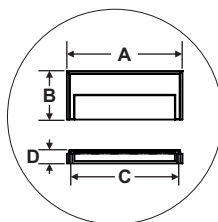
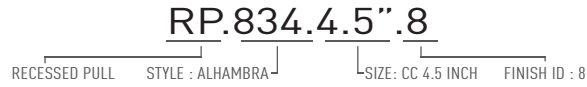


FIG. 1

This product is Supplied with M4x25mm screws.
This product is Supplied with M4x45mm break off screws.

How to Order








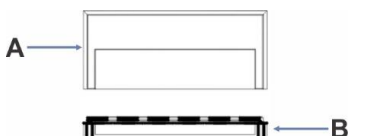
Alhambra Recessed Pull Handle Finish Options

Base Material : Brass			Standard Finishes (2-3 Weeks Delivery)			
						
Bright Chrome (Finish ID:2)	Brush Nickel (Finish ID:3)	Aged Brass (Finish ID:4)	Unlacquered Polished Brass (Finish ID:7U)	Polished Nickel (Finish ID:8)	Satin Brass (Finish ID:13)	
Base Material : Brass			Custom Finishes (3-4 Weeks Delivery)*			
						
Lacquered Polished Brass (Finish ID:7L)	Matte Black (Finish ID:19)	Satin Chrome (Finish ID:24)	Split Black and Polished Nickel (Finish ID:48)	Split Black and Satin Brass (Finish ID:49)	Split Black And Chrome (Finish ID:59)	Graphite (Finish ID:61)
						
Split Brush Nickel and Satin Brass (Finish ID:78)	Titanium (Finish ID:79)	Split Graphite and Satin Brass (Finish ID:90)	Split Graphite and Brush Chrome (Finish ID:91)	Ombre (Finish ID:92)	Brush Chrome (Finish ID:95)	


- Custom finishes cannot be returned or refunded. We are unable to accept cancellations for custom finish order unless within 48 hours of the order being placed.
- We have uniform pricing for all non-hammered finishes listed above as long as base material and size is same.
- Contact us for customized finishes, refer pages F1, F2, F3 & F4 for finish glossary.
- Backplate options refer page DBP1-1 to DBP2-1.

Alhambra Recessed Pull Handle Split Finish

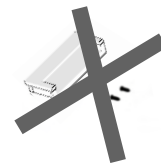
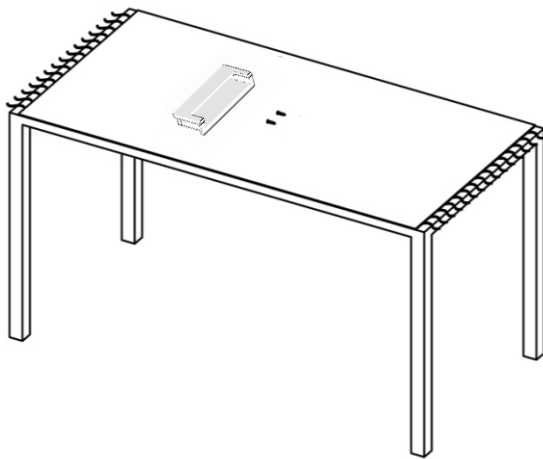
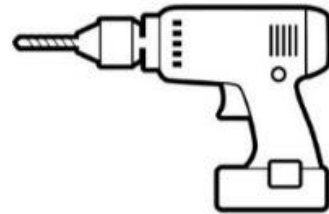

RP.834.XX.XX

FINISH CODE (XX)	FINISH NAME	LINE DRAWING	A	B
RP.834.XX.48	Split Black and Polished Nickel		Matte Black	Polished Nickel
RP.834.XX.49	Split Black and Satin Brass		Matte Black	Satin Brass
RP.834.XX.59	Split Black and Chrome		Matte Black	Bright Chrome
RP.834.XX.78	Split Brush Nickel and Satin Brass		Brush Nickel	Satin Brass
RP.834.XX.90	Split Graphite and Satin Brass		Graphite	Satin Brass
RP.834.XX.91	Split Graphite and Brush Chrome		Graphite	Brush Chrome

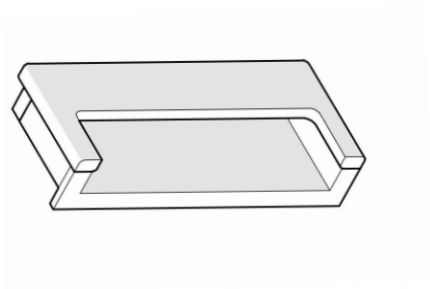
**ALHAMBRA RECESSED PULL
ILLUSTRATED**



Required Tools



Step Wise Packing List			
S. No.	Part Number	Qty.	Steps
1	RP.834.XX	1x	1
2	MSCCSWH.M4x45	2x	2
3	MSCCSWH.M4x25	2x ^(EXT)	2
4	Manual	1x	-



RP.834.XX



MSCCSWH.M4x45

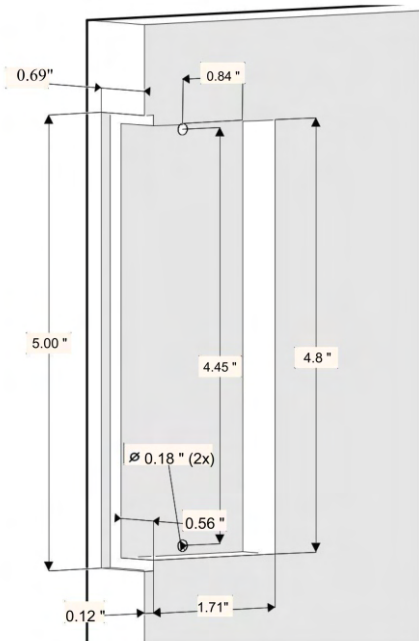


MSCCSWH.M4x25

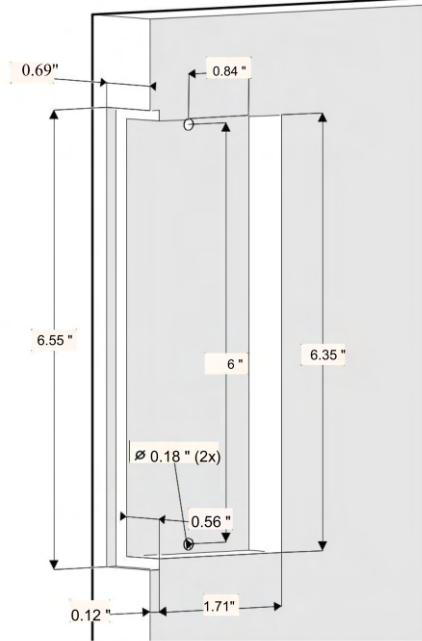
STEP-1

Cut Size

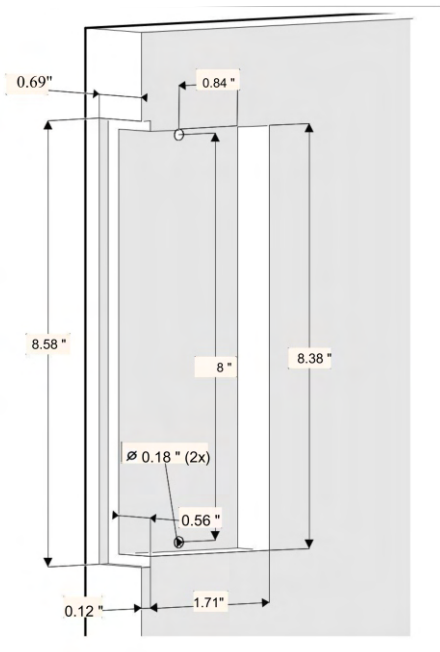
RP.834.4.5"



RP.834.6"



RP.834.8"



STEP-2

