

Satin Brass (Finish ID:13)

MONTICELLO BACK TO BACK DOOR PULL

	Item Code	Size (mm & Inches)	Material	Size (Inches)				Fig.
				A	B	C	D	
1	DDP.775.12".XX.XXX.XXXX	304.8mm (12")	Brass	14.17	0.81	12	2.07	1
2	DDP.775.18".XX.XXX.XXXX	457.2mm (18")	Brass	20.16	0.81	18	2.07	1
3	DDP.775.24".XX.XXX.XXXX	609.6mm (24")	Brass	26.17	0.81	24	2.07	1
4	DDP.775.36".XX.XXX.XXXX	914.4mm (36")	Brass	38.17	0.81	36	2.07	1
5	DDP.775.12".XX.XXX.XXXX	304.8mm (12")	Bronze	14.17	0.81	12	2.07	1
6	DDP.775.18".XX.XXX.XXXX	457.2mm (18")	Bronze	20.16	0.81	18	2.07	1
7	DDP.775.24".XX.XXX.XXXX	609.6mm (24")	Bronze	26.17	0.81	24	2.07	1
8	DDP.775.36".XX.XXX.XXXX	914.4mm (36")	Bronze	38.17	0.81	36	2.07	1
9	DDP.775.12".XX.XXX.XXXX	304.8mm (12")	Cast Iron	14.17	0.81	12	2.07	1
10	DDP.775.18".XX.XXX.XXXX	457.2mm (18")	Cast Iron	20.16	0.81	18	2.07	1

"XX" in item code denotes Finish ID.
 "XXX" in item code denotes Door Thickness.
 "XXXX" in item code denotes Door Material.

This product is Supplied with Mounting Kit including with the Order.

	Item Code	Size (mm & Inches)	Material	Size (Inches)				Fig.
				A	B	C	D	
11	DDP.775.24".XX.XXX.XXXX	609.6mm (24")	Cast Iron	26.17	0.81	24	2.07	1
12	DDP.775.36".XX.XXX.XXXX	914.4mm (36")	Cast Iron	38.17	0.81	36	2.07	1

"XX" in item code denotes Finish ID.
 "XXX" in item code denotes Door Thickness.
 "XXXX" in item code denotes Door Material.

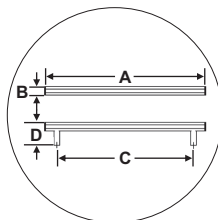
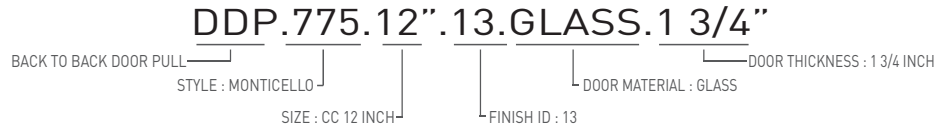
























FIG. 1

This product is Supplied with Mounting Kit including with the Order.

How to Order



Monticello Back To Back Door Pull Finish Options

Base Material : Cast Iron		Custom Finishes (3-4 Weeks Delivery)*				
 <p>Pewter (Finish ID:1)</p>						
Base Material : Brass		Standard Finishes (2-3 Weeks Delivery)				
 <p>Bright Chrome (Finish ID:2)</p>  <p>Brush Nickel (Finish ID:3)</p>  <p>Aged Brass (Finish ID:4)</p>  <p>Unlacquered Polished Brass (Finish ID:7U)</p>  <p>Polished Nickel (Finish ID:8)</p>  <p>Satin Brass (Finish ID:13)</p>						
Base Material : Brass		Custom Finishes (3-4 Weeks Delivery)*				
 <p>Lacquered Polished Brass (Finish ID:7L)</p>  <p>Matte Black (Finish ID:19)</p>  <p>Split Black and Polished Nickel (Finish ID:48)</p>  <p>Split Black and Satin Brass (Finish ID:49)</p>  <p>Split Black And Chrome (Finish ID:59)</p>  <p>Graphite (Finish ID:61)</p>  <p>Split Brush Nickel and Satin Brass (Finish ID:78)</p>  <p>Titanium (Finish ID:79)</p>  <p>Split Graphite and Satin Brass (Finish ID:90)</p>  <p>Split Graphite and Brush Chrome (Finish ID:91)</p>  <p>Ombre (Finish ID:92)</p>  <p>Brush Chrome (Finish ID:95)</p>						
Base Material : Bronze		Custom Finishes (3-4 Weeks Delivery)*				
 <p>Silicon Bronze Light (Finish ID:53)</p>  <p>Silicon Bronze Dark (Finish ID:53D)</p>  <p>White Bronze (Finish ID:54)</p>						


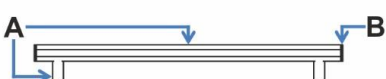
- Custom finishes cannot be returned or refunded. We are unable to accept cancellations for custom finish order unless within 48 hours of the order being placed.
- We have uniform pricing for all non-hammered finishes listed above as long as base material and size is same.
- Contact us for customized finishes, refer pages F1, F2, F3 & F4 for finish glossary.

Door Material	Door Thickness
1. Wood	5/16", 3/8", 1/2", 3/4", 1", 1 1/4", 1 1/2", 1 3/4", 2", 2 1/4", 2 1/2"
2. Metal	5/16", 3/8", 1/2", 3/4", 1", 1 1/4", 1 1/2", 1 3/4", 2", 2 1/4", 2 1/2"
3. Glass	5/16", 3/8", 1/2", 3/4", 1"


- Custom finishes cannot be returned or refunded. We are unable to accept cancellations for custom finish order unless within 48 hours of the order being placed.
- We have uniform pricing for all non-hammered finishes listed above as long as base material and size is same.
- Contact us for customized finishes, refer pages F1, F2, F3 & F4 for finish glossary.

Monticello Back To Back Door Pull Split Finish

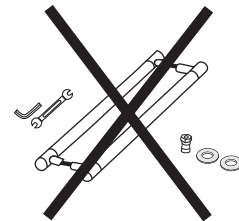
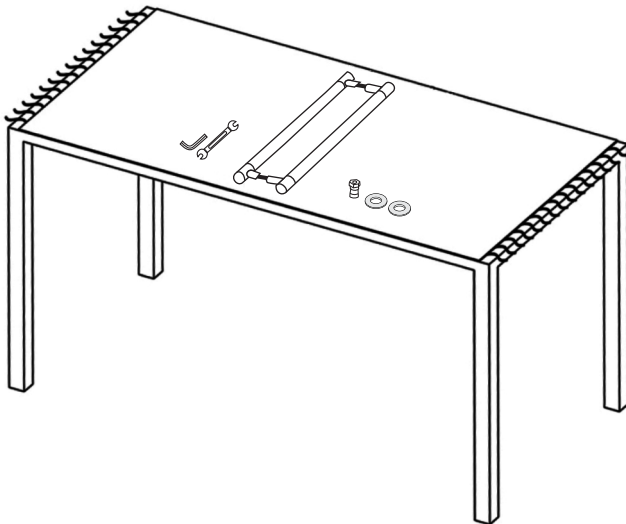
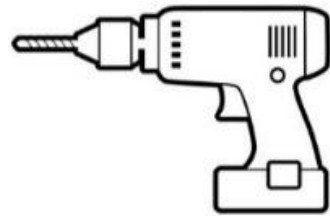
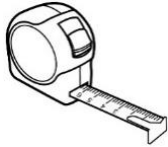

DDP.775.XX.XX

FINISH CODE (XX)	FINISH NAME	LINE DRAWING	A	B
DDP.775.XX.48	Split Black and Polished Nickel		Matte Black	Polished Nickel
DDP.775.XX.49	Split Black and Satin Brass		Matte Black	Satin Brass
DDP.775.XX.59	Split Black and Chrome		Matte Black	Bright Chrome
DDP.775.XX.78	Split Brush Nickel and Satin Brass		Brush Nickel	Satin Brass
DDP.775.XX.90	Split Graphite and Satin Brass		Graphite	Satin Brass
DDP.775.XX.91	Split Graphite and Brush Chrome		Graphite	Brush Chrome

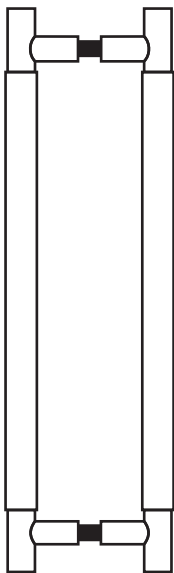
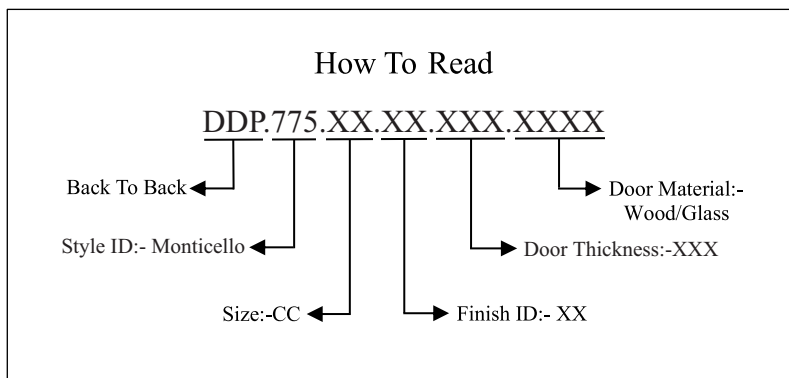
**BACK TO BACK
HANDLE ILLUSTRATED**



Required Tools



Step Wise Packing List			
S.No.	Part Number	Qty	Steps
1	DDP.775.XX.XX.XXX.XXXX	1x	1
2	SLEEVE	1x	1
3	LNKY2.5	1x	1
4	INSERT	1x	1
5	WASHER	2x	1
6	DDP.SPANNER (No.10,11)	1x	4
7	Manual	1x	-



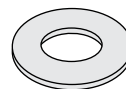
DDP.775.XX.XX.XXX.XXXX



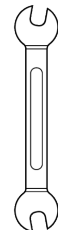
LNKY2.5



INSERT



WASHER

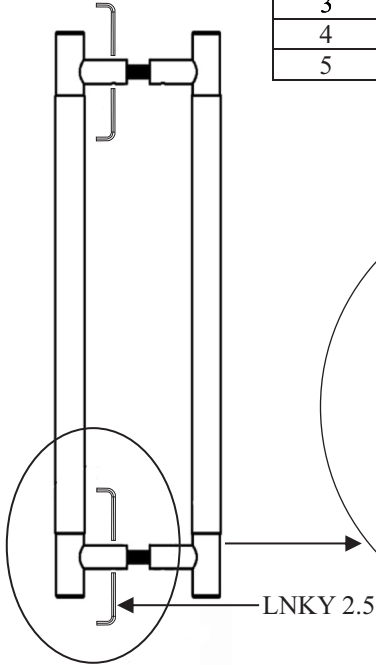


DDP.SPANNER (No.10,11)

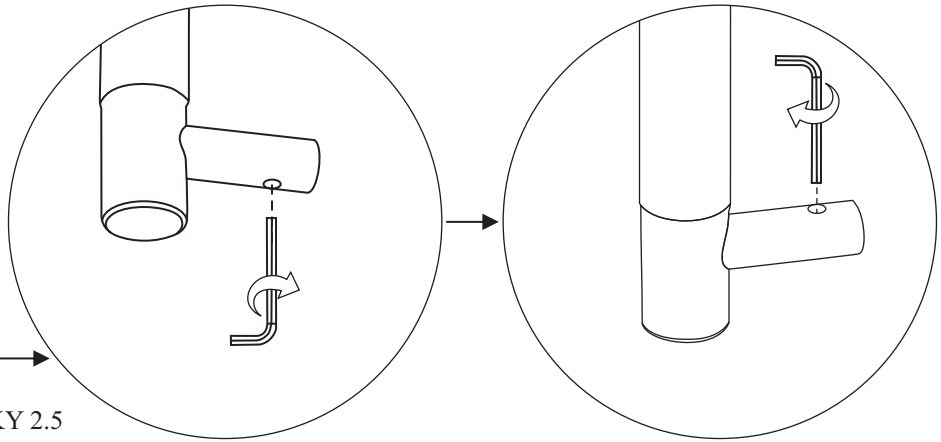


STEP-1

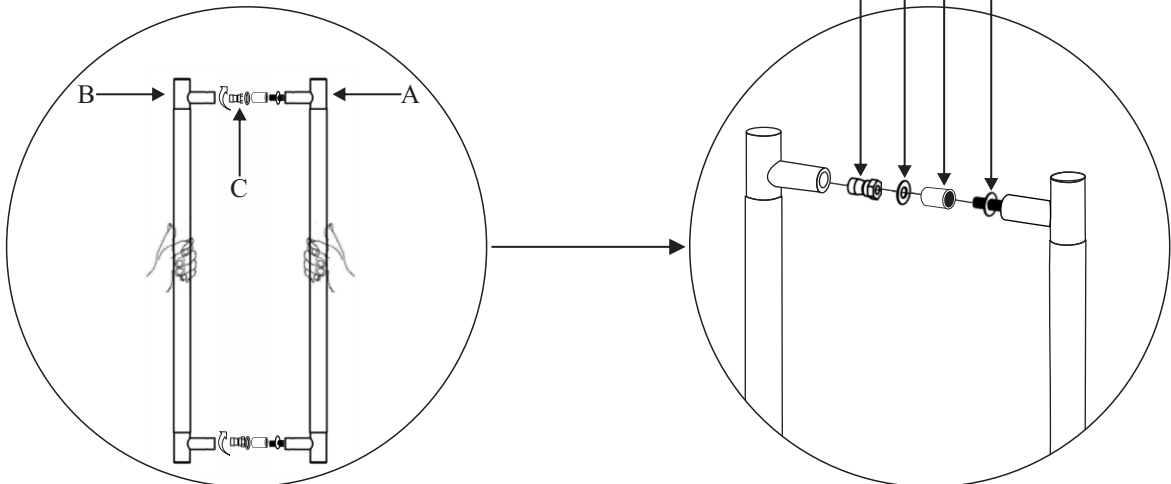
Step Wise Packing List			
S.No.	Part Number	Qty	Steps
1	DDP.775.XX.XX.XXX.XXXX	1x	1
2	SLEEVE	1x	1
3	LNKY2.5	1x	1
4	INSERT	1x	1
5	WASHER	2x	1



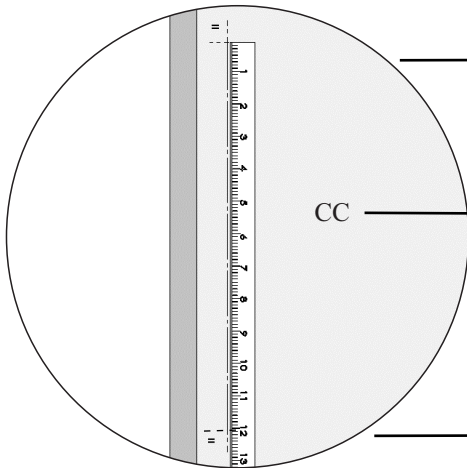
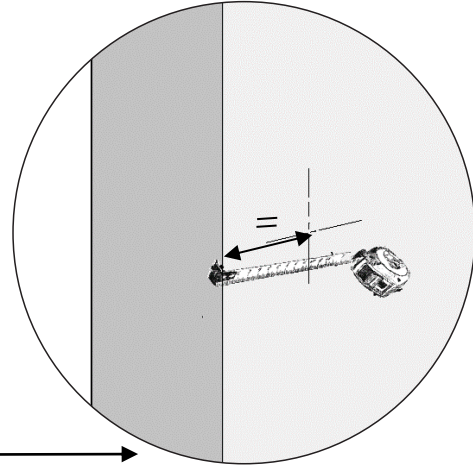
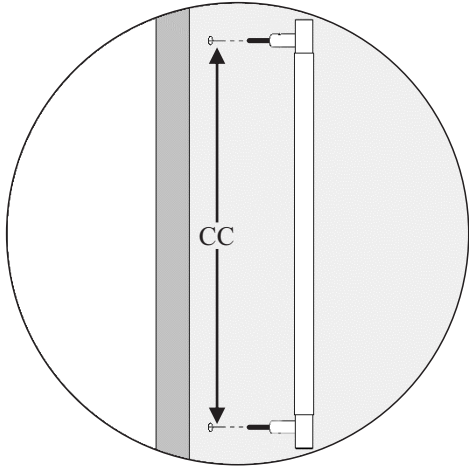
DDP.775.XX.XX.XXX.XXXX



Including only
Glass Door
use Sleeve

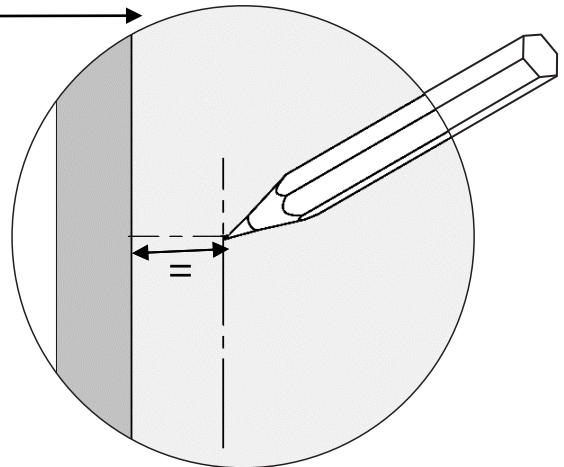
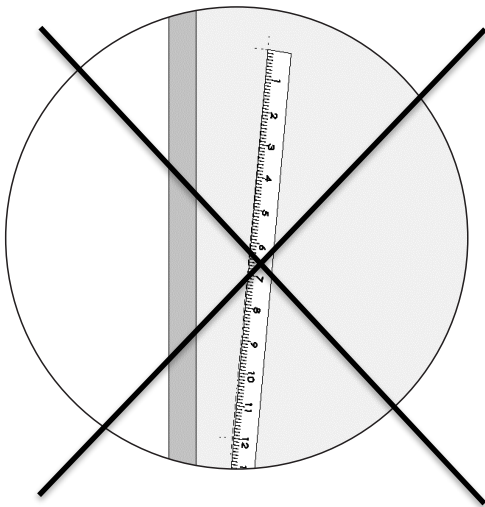


STEP-2

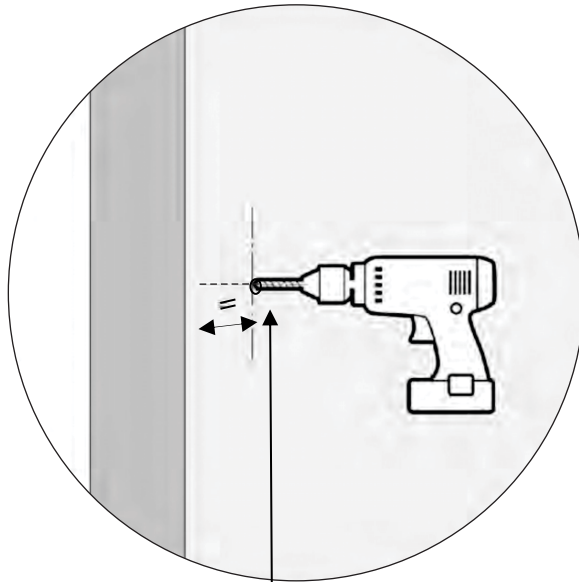
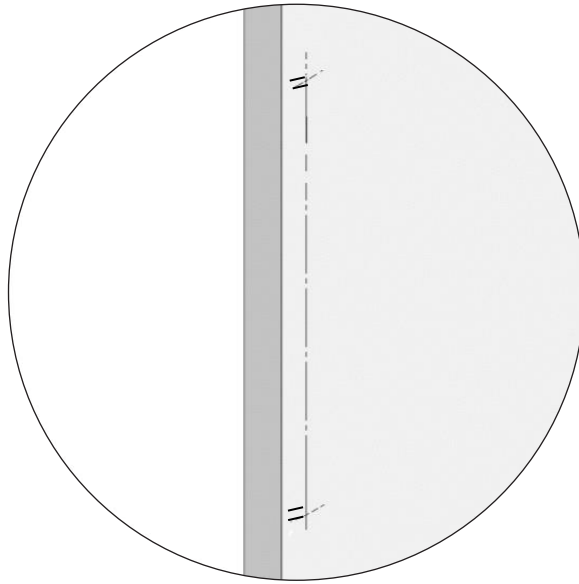


DDP.775.XX.XX.XXX.XXXX

Size:-CC
↓
12"
18"
24"
36"



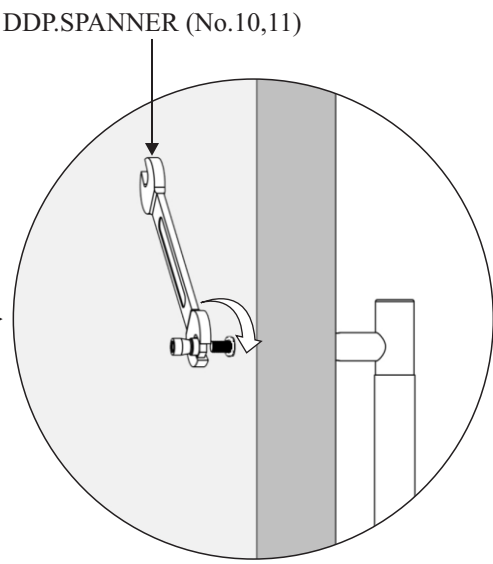
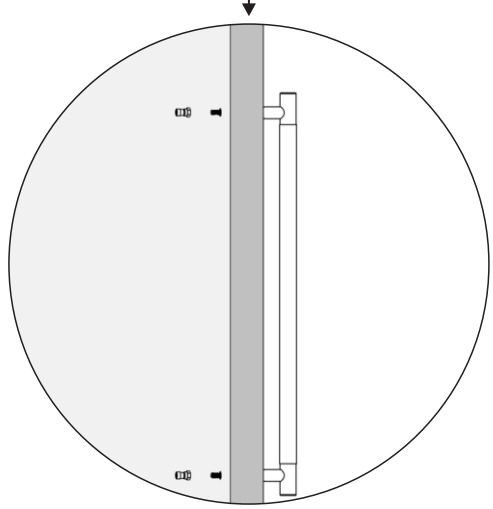
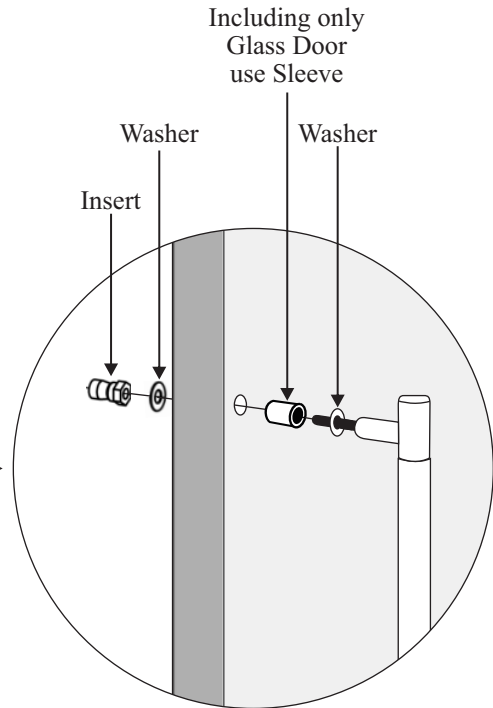
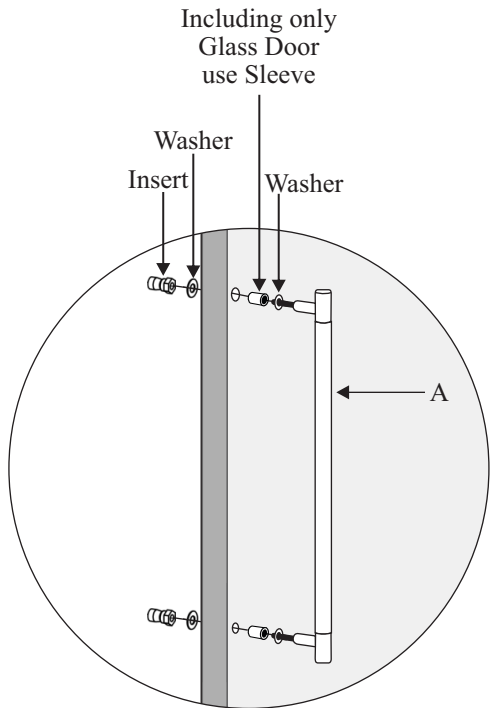
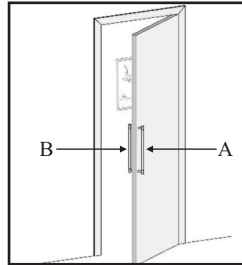
STEP-3



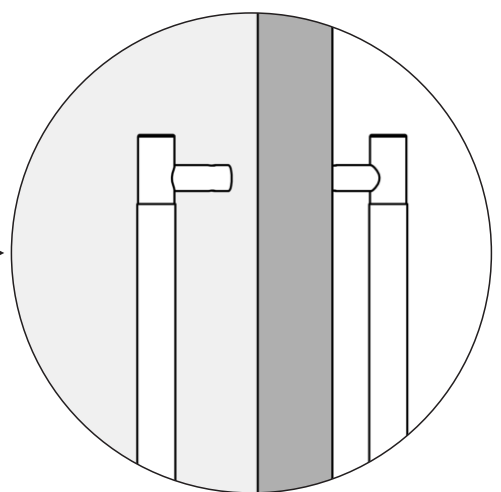
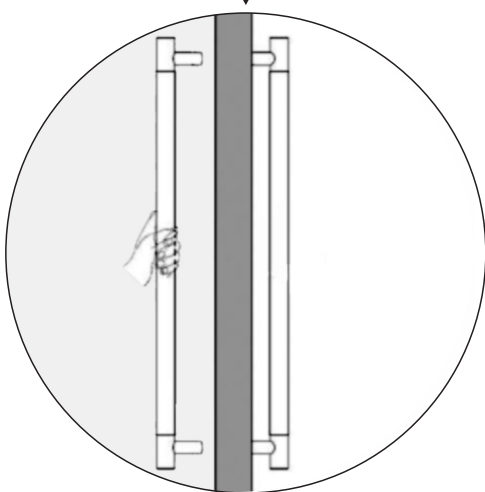
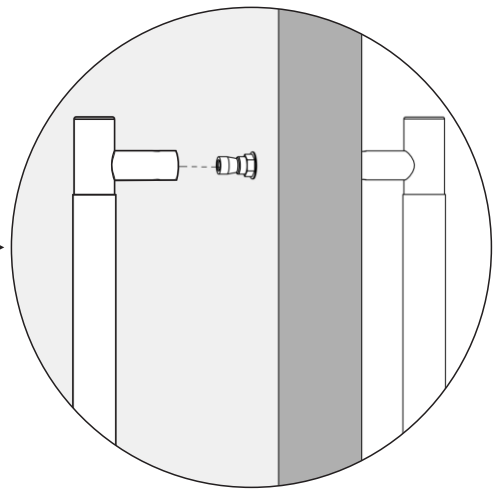
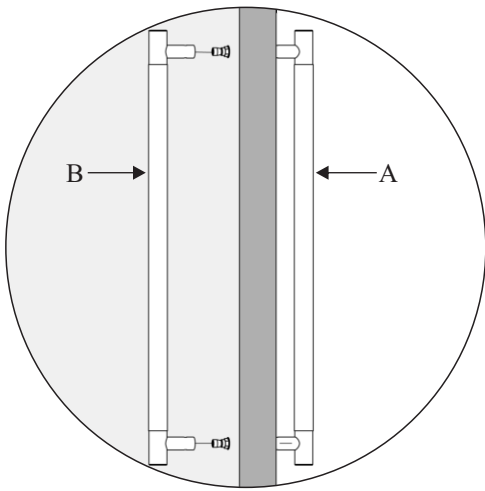
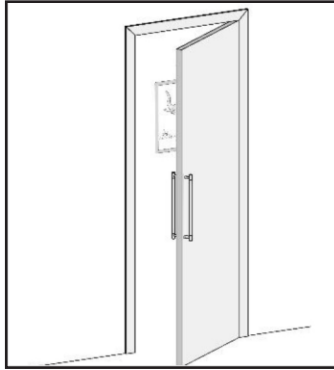
DRILL SIZE			
	Glass	Wood	Metal
DDP	3/8" (9.5mm)	1/4" (6.4mm)	1/4" (6.4mm)

STEP-4

Step Wise Packing List			
S.No.	Part Number	Qty	Steps
6	DDP.SPANNER (No.10,11)	1x	4



STEP-5



STEP-6

