



Split Graphite and Aged Brass (Finish ID:93)

DORI APPLIANCE PULL

	Item Code	Size (mm & Inches)	Material	Size (Inches)				Fig.
				A	B	C	D	
1	APL.871.12".XX	304.8mm (12")	Brass	14.92	1.97	12	2.28	1
2	APL.871.18".XX	457.2mm (18")	Brass	20.93	1.97	18	2.28	1
3	APL.871.24".XX	609.6mm (24")	Brass	26.93	1.97	24	2.28	1
4	APL.871.36".XX	914.4mm (36")	Brass	38.94	1.97	36	2.28	1
5	APL.871.48".XX	1219.2mm (48")	Brass	50.91	1.97	48	2.28	1
6	APL.871.12".XX	304.8mm (12")	Wood over Brass	14.92	1.97	12	2.28	1
7	APL.871.18".XX	457.2mm (18")	Wood over Brass	20.93	1.97	18	2.28	1

"XX" in item code denotes Finish ID.

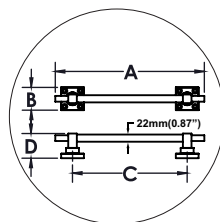
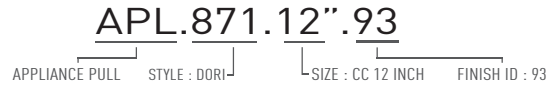












FIG. 1

This product is Supplied with STC Screw Slotted Dome Head #8x25mm.

How to Order







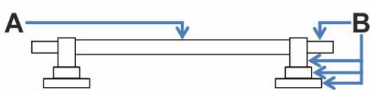


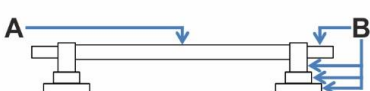
Dori Appliance Pull Finish Options

Base Material : Brass	Standard Finishes (2-3 Weeks Delivery)						
							
	Bright Chrome (Finish ID:2)	Brush Nickel (Finish ID:3)	Aged Brass (Finish ID:4)	Unlacquered Polished Brass (Finish ID:7U)	Polished Nickel (Finish ID:8)	Satin Brass (Finish ID:13)	
Base Material : Brass	Custom Finishes (3-4 Weeks Delivery)*						
							
	Lacquered Polished Brass (Finish ID:7L)	Matte Black (Finish ID:19)	Split Black and Polished Nickel (Finish ID:48)	Split Black and Satin Brass (Finish ID:49)	Split Satin Brass and White (Finish ID:50)	Split Black And Chrome (Finish ID:59)	Graphite (Finish ID:61)
							
	Split Brush Nickel and Satin Brass (Finish ID:78)	Split Graphite and Satin Brass (Finish ID:90)	Split Graphite and Brush Chrome (Finish ID:91)	Split Graphite and Aged Brass (Finish ID:93)	Brush Chrome (Finish ID:95)		
Base Material : Brass/Wood	Custom Finishes (3-4 Weeks Delivery)*						
							
	Walnut Wood and Matte Black (Finish ID:100)	Walnut Wood and Satin Brass (Finish ID:101)	Walnut Wood and Aged Brass (Finish ID:102)	Walnut Wood and Polished Nickel (Finish ID:103)	Walnut Wood and Brushed Nickel (Finish ID:104)	Beech Wood and Matte Black (Finish ID:106)	Beech Wood and Satin Brass (Finish ID:107)
							
	Beech Wood and Aged Brass (Finish ID:108)	Beech Wood and Polished Nickel (Finish ID:109)	Beech Wood and Brushed Nickel (Finish ID:110)				

- Custom finishes cannot be returned or refunded. We are unable to accept cancellations for custom finish order unless within 48 hours of the order being placed.
- We have uniform pricing for all non-hammered finishes listed above as long as base material and size is same.
- Contact us for customized finishes, refer pages F1, F2, F3 & F4 for finish glossary.
- Backplate options refer page ABP1-1 to ABP3-1.




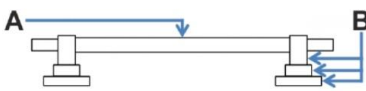
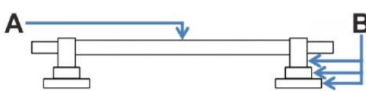
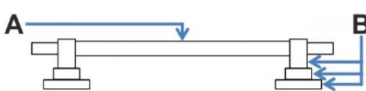


Dori Appliance Pull Split Finish

APL.871.XX.XX

FINISH CODE (XX)	FINISH NAME	LINE DRAWING	A	B
APL.871.XX.48	Split Black and Polished Nickel		Matte Black	Polished Nickel
APL.871.XX.49	Split Black and Satin Brass		Matte Black	Satin Brass
APL.871.XX.50	Split Satin Brass and White		White Epoxy	Satin Brass
APL.871.XX.59	Split Black and Chrome		Matte Black	Bright Chrome
APL.871.XX.78	Split Brush Nickel and Satin Brass		Brush Nickel	Satin Brass
APL.871.XX.90	Split Graphite and Satin Brass		Graphite	Satin Brass
APL.871.XX.91	Split Graphite and Brush Chrome		Graphite	Brush Chrome
APL.871.XX.93	Split Graphite and Aged Brass		Graphite	Aged Brass

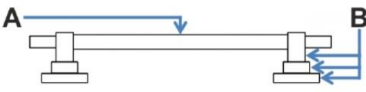
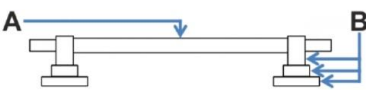
Dori Appliance Pull Split Finish

APL.871.XX.XX

FINISH CODE (XX)	FINISH NAME	LINE DRAWING	A	B
APL.871.XX.100	Walnut Wood and Black		Walnut Wood	Matte Black
APL.871.XX.101	Walnut Wood and Satin Brass		Walnut Wood	Satin Brass
APL.871.XX.102	Walnut Wood and Aged Brass		Walnut Wood	Aged Brass
APL.871.XX.103	Walnut Wood and Polished Nickel		Walnut Wood	Polished Nickel
APL.871.XX.104	Walnut Wood and Brushed Nickel		Walnut Wood	Brushed Nickel
APL.871.XX.106	Beech Wood and Black		Beech Wood	Matte Black
APL.871.XX.107	Beech Wood and Satin Brass		Beech Wood	Satin Brass
APL.871.XX.108	Beech Wood and Aged Brass		Beech Wood	Aged Brass

Dori Appliance Pull Split Finish

APL.871.XX.XX

FINISH CODE (XX)	FINISH NAME	LINE DRAWING	A	B
APL.871.XX.109	Beech Wood and Polished Nickel		Beech Wood	Polished Nickel
APL.871.XX.110	Beech Wood and Brushed Nickel		Beech Wood	Brushed Nickel